


# Pressure gauge

Recommended for visual inspection of the lubrication systems performance and future troubleshooting.



## Specifications

<b>Accuracy</b>	±3%F.S
<b>Temperature range</b>	15°C - 40°C
<b>Material</b>	Bourdon tube C6872T (Min.10MPa C5191T) Frame SPCC steel plate

## Model

Pressure gauge

Model	Part Number	Pressure range (MPa)	Connection	Installation pin
PB-7	109166	0.7		
PB-15	109167	1.5	R1/8	Available
PB-50	109161	5		
PB-50B	109162	5		
TAF-7	109154	0.7	M8×1	—
TAF-15	109155	1.5		
TAF-50	209117	5	M10×1	Available
* PB-35	209136	3.5	R1/8	Not available
* PB-35B	209137			

Pressure gauge fitting plate

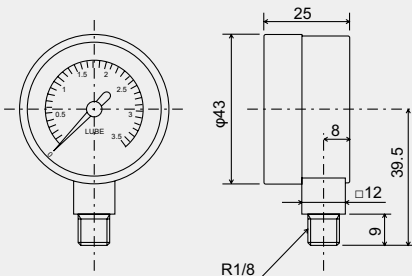
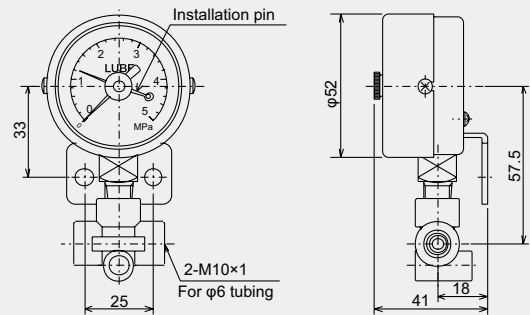
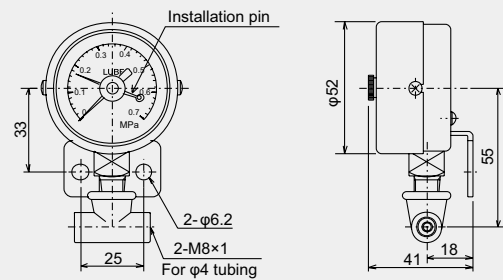
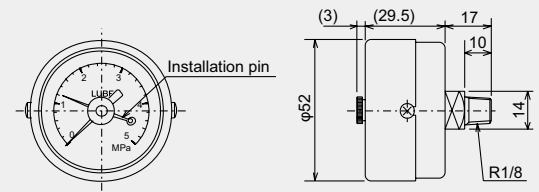
Model	Part Number
PP	109102

\* Not usable for PB-35 and PB-35B

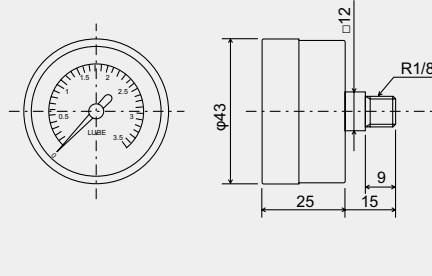
## Directions for use

- Use caution. Do not to drop or expose to strong impact.
- Do not apply pressure beyond specified range.

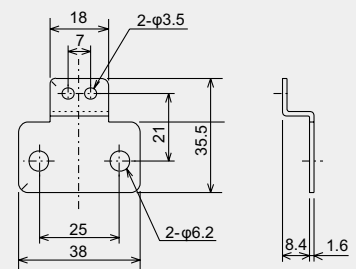
## Dimensional drawing



[PB-35]



[PB-35B]



Pressure gauge fitting plate[PP]