


# Accessories for MH-20D-A pump

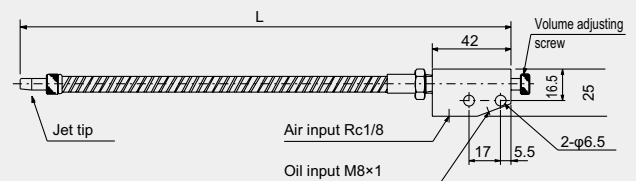


## Flexible spray nozzle

### Model

Model	Part Number	L
SJ-265	225011	265
SJ-410	225012	410
SJ-500	225013	500
SJ-600	225016	600

### Dimensional drawing

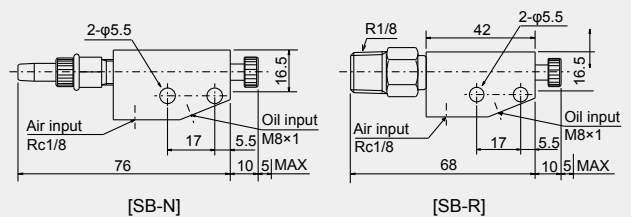


## Block type spray nozzle

### Model

Model	Part Number	Top
SB-N	225001	Nozzle shape
SB-R	225002	R1/8

### Dimensional drawing



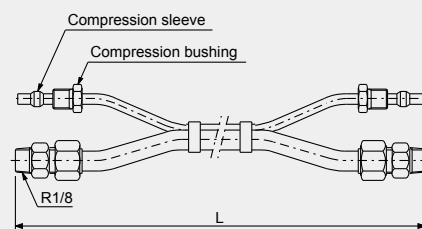
## Dual hose

### Model

Model	Part Number	L
DH-500	226710	500
DH-1000	226711	1000
DH-1500	226712	1500
DH-2000	226713	2000
DH-2500	226714	2500

\* Additional lengths available by special order.

### Dimensional drawing



## Dual block

### Model

Model	Part Number	L1	L2	Number of nozzle installation
DB-3	226403	38	25	3 way
DB-5	226405	76	63	5 way
DB-6	226406	94	81	6 way

### Dimensional drawing

